

Hagaha Tixraaca

Looma baahna in lambar la galiyo Cabirka saamiga la qaadayo – 0.5 µL
Wakhtiga baaritaanka – 6 sekan.*
Xasuusta – Natiijooyina 1865 baaritaan

MUHIIM: Fiiri hagaha mulkiilaha BGStar®, si aad u aragto warbixin dheeraad ah, oo tilaabo-tilaabo kuu tusaysa sida baaritaanka loo sameeyo.

Qalabkaaga BGStar®, waxaad ku baarikartaa sonkorta dhiiggaaga faraha, calaacasha (suulkaaga hoostiisa) ama cududahaaga (ka arag Hagaha Mulkiilaha meelaha laga hadlayo).

*Celceliska wakhtiga baaritaanka.

Warbixinta Qalabka BGStar®



Aaladda

- 1) Tusaha
- 2) Badhanka CHECK (EEG)
- 3) Badhanka nalka-gadaale
- 4) Badhanka falaarta HOOSE
- 5) Badhanka falaarta KORE
- 6) Meesha laga galiyo Xariiqinta saamiga



Xariiqinta Saamiga

- 1) Fiilooyinka Ku-xiridda
- 2) Dariishada Buuxinta Laga-arko
- 3) Meesha Saamiga looga shubo



Aaladda Mudidda

- 1) Gaanjada Laga-cabeeyo (cirbadda)
- 2) Halka Laga-geeyo Dhererka (cirbadda)
- 3) Dariishadda Laga-arko Dhererka (cirbadda)
- 4) Badhanka Tuuridda
- 5) Godka Qabta Mudaha
- 6) Godka Aaladda Mudaha
- 7) Daboolka Badalaadda Meesha Baaritaanka
- 8) Mudaha
- 9) Daboolka Mudaha

Tilaabooyinka Baaritaanka Sonkorta Dhiigga (Tusmayn dhamaystiran, fiiri Hagaha Mulkiilaha BGStar®)

1 Cabiraha gali xariiqinta saamiga:

Saamiga gali xariiqinta saamiga la galiyo, iyada oo fiilooyinka-kuxiriddo kor u jeedaan. Cariraha isaga ayaa isku ishi shidaya.

DIGNIIN: Si loo hubiyo in natiijadu saxsanaato, gacmahaaga ku dhaq biyo qandac ah oo saabuunleh, baaritaanka kahorna qalaji.



2 Mud meesha la baarayo:

Tusmaynta dhanka midig ka fiiri sida loo diyaariyo qalabka mudidda.

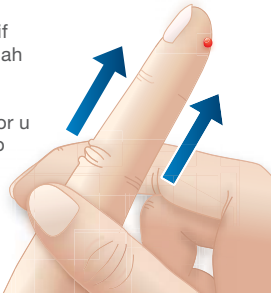
Ku riix qalabka mudidda meesha la muddayo. Riix badhanka tuuridda.



3 Soo qaad dhibicda Dhiigga:

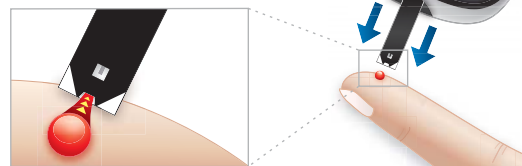
Istaraasho ama warqad nadiif ah ku tir-tir dhibicda dhiigga ah ee ugu horaysa.

Fartaada hoos ka qabo oo kor u soo riix, ilaa dhibic labaad oo yar ay samaysantao.



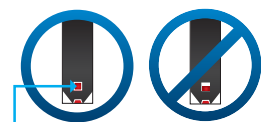
4 Xariiqinta saamiga u keen saamiga dhiiga:

Xariiqinta saamigu waxay dhiigga u qaadaysaa xariiqinta iyada oo marinaysa meesha saamiga laga galiyo.



5 Ka qaad xariiqinta saamiga dhiigga markaad biib maqasho:

Cabirahaagu halmar ayuu biib leeyahay, markaas waa in aad ka qaadaa xariiqinta saamiga dhiigga. Meesha tasmada iyo 1-2-3 waxay sheegayaan in cabiraha xisaabinayo natiijooyinka sample.



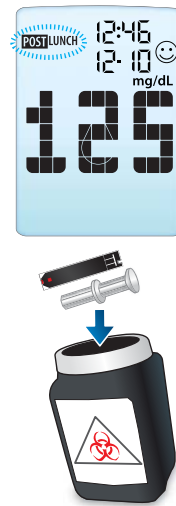
Dhamaan dariishadda qaybta eegmada oo dhan waxay noqonaysaa gaduud.



6 Tilaabooyinka ugu danbeeya:

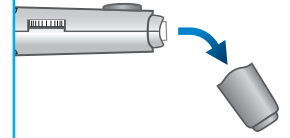
Baaritaankaaga sonkorta dhiiggu waa dhamaaday marka natiijada oo wadata taariikhda iyo wakhtiga lagaa tuso meesha tasmada. Riixidda badhanka EEG waxay xaqiijinaysaa tasmada wakhtiga-cunnada, wayna joojinaysaa in ay bidhaanto.

Bixi xariiqinta baaritaanka ee la isticmaalay. Cabirahu isaga ayaa isdaminaya. Daboolka ka qaad aaladda mudidda. Badal daboolka mudaha. Bixi mudaha la isticmaalay. Si saxsan u tuur mudha iyo xariiqinta la isticmaalay.



Sida loo diyaariyo qalabka mudidda

1 Daboolka ka qaad qalabka mudidda



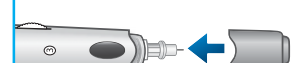
2 Mudde cusub si xagsan ugu xir Godka Qabta Mudaha.



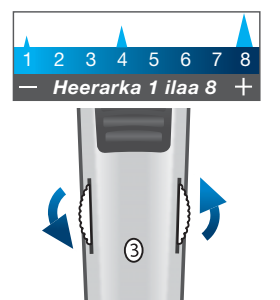
3 Wareeji oo ka soo fur daboolka mudaha.



4 Badal Daboolka Qalabka Mudidda.



5 Gee heerka mudidda.



6 Soo jiid gaanjada cabaynta ilaa ay sharqanto.

